



## Technical Description

**STRUCTURE:** HARDWOOD FRAME STRUCTURE FOR EXTRA STRENGTH

**SEAT/BACK SUSPENSION:** REINFORCED ELASTIC WEBBING

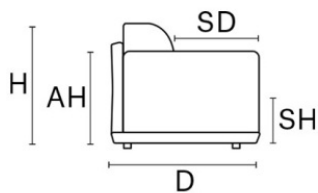
**SEAT/BACK CUSHIONS:** HIGH DENSITY ECOLOGIC OPEN CELL POLYURETHANE FOAM COVERED WITH A LAYER OF DACRON WADDING

**REMOVABILITY:** BACK CUSHIONS

**FOOT:** NOT VISIBLE

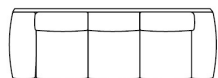
LEATHER COLOR SHADE DIFFERENCES: The model upholstered with some Natural leather such as Maya, Moss, Oxford and Cashmere, could present in some area differences in color tones of about 5%. Such differences are not to be considered defect but an expression of the natural characteristic of the cowhide. The company reserves the right without prior notice to make technical sheets changes and/or materials for quality product improvement. Leather sofas are a handmade product and according to the leather covering selected there could be a measurement tolerance of about 2 inches (cm 5) on each sku.

REV. 011 DEL 25/06/2024 | Pag. 1 of 3

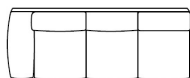


**D 105 H 88 AH 58 SH 46 SD 57**

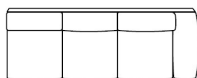
### MAXI SEAT (VERSION OF THE GROUP HAVE THE SAME SEAT WIDTH)



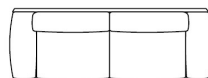
W 310  
V342 3 SEATER MAXI EXTRA



W 277  
V349 LHF 3 SEATER MAXI EXTRA



W 277  
V350 RHF 3 SEATER MAXI EXTRA



W 228  
V314 3 SEATER MAXI



W 198  
V316 LHF 3 SEATER MAXI



W 198  
V317 RHF 3 SEATER MAXI



W 114  
V116 LHF ARMCHAIR MAXI

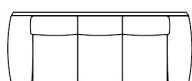


W 82  
V131 ARMLESS CHAIR MAXI

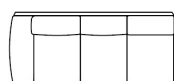


W 114  
V117 RHF ARMCHAIR MAXI

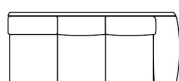
### MEDIUM SEAT (VERSION OF THE GROUP HAVE THE SAME SEAT WIDTH)



W 280  
V347 3 SEATER EXTRA (3 SEAT CUSHIONS)



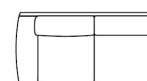
W 248  
V351 LHF 3 SEATER EXTRA (3 CUSHIONS)



W 248  
V352 RHF 3 SEATER EXTRA (3 CUSHIONS)



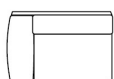
W 208  
V300 3 SEATER



W 178  
V302 LHF 3 SEATER



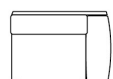
W 178  
V303 RHF 3 SEATER



W 104  
V114 LHF ARMCHAIR MEDIUM

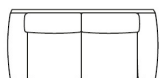


W 72  
V132 ARMLESS CHAIR MEDIUM

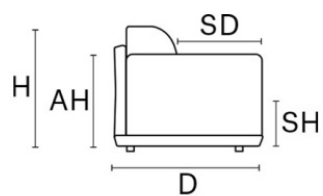


W 104  
V115 RHF ARMCHAIR MEDIUM

### SMALL SEAT (VERSION OF THE GROUP HAVE THE SAME SEAT WIDTH)

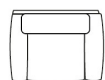


W 188  
V214 2 SEATER MAXI

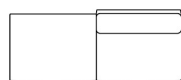


**D 105 H 88 AH 58 SH 46 SD 57**

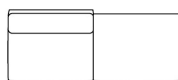
**JOLLY (CAN BE COMBINED WITH ALL THE VERSION GROUP)**



W 128  
V100 ARMCHAIR



W 157  
V112 LHF CHAIR MERIDIAN



W 157  
V113 RHF CHAIR MERIDIAN



W 140  
D 140  
V400 CORNER



W 151  
D 78  
V601 BENCH



W 90  
D 78  
V600 OTTOMAN